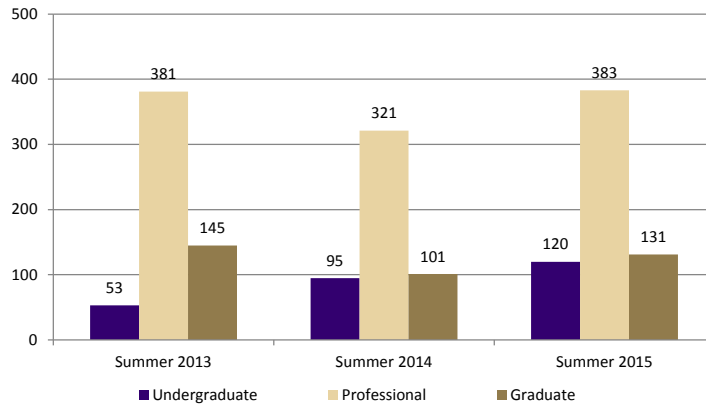
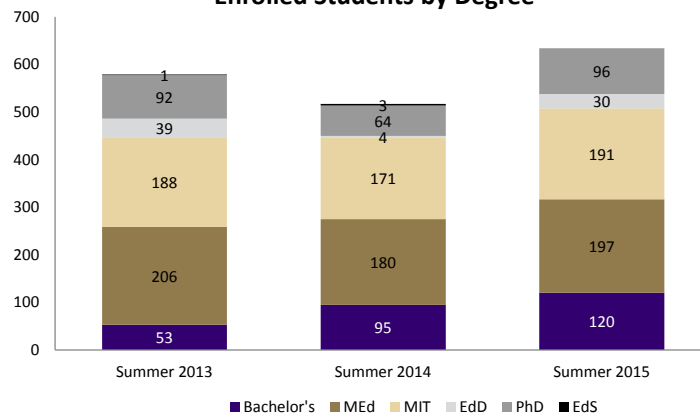


## Summer 2015 Enrollment Report Dashboard

### Enrolled Students by Year and Division



### Enrolled Students by Degree



**Headcount of COE students and their Credit Hours by Program:**

Area	Specialization	Headcount*		Student Credit Hours*	
		#	% of Total	#	% of Total
<b>Undergrad</b>	Minor in Education, Learning, and Society	45	-	506	-
	Early Childhood and Family Studies	54	9%	610	11%
	<i>Early Childhood and Family Studies Online</i>	66	10%	690	12%
	<b>Total</b>	120	9%	1,300	23%
<b>EDCI</b>	Educational Communications and Technology	1	0%	18	0%
	Language, Literacy, and Culture	14	2%	102	2%
	<i>Masters in Instructional Leadership</i>	15	2%	124	2%
	Mathematics Education	5	1%	23	0%
	Multicultural Education	17	3%	70	1%
	Science Education	2	0%	27	0%
	<i>Science Education - Islandwood</i>	0	0%	0	0%
	Social Studies	2	0%	12	0%
	Teaching and Curriculum	22	3%	185	3%
	<i>Teaching and Curriculum - Islandwood</i>	0	0%	0	0%
<b>Total</b>	78	12%	561	10%	
<b>EDLPS</b>	<i>Danforth Principal Preparation Program</i>	29	5%	164	3%
	Higher Education	5	1%	25	0%
	<i>Intercollegiate Athletic Leadership - Coaching</i>	20	3%	180	3%
	<i>Intercollegiate Athletic Leadership - Admin</i>	22	3%	470	8%
	<i>Leadership for Learning</i>	29	5%	145	3%
	<i>Master's in Education Policy</i>	19	3%	215	4%
	Organizational and Policy Studies	7	1%	33	1%
	Social and Cultural Foundations	7	1%	42	1%
<b>Total</b>	138	22%	1,274	23%	
<b>EDPSY</b>	Learning Sciences and Human Development	22	3%	158	3%
	Measurement , Statistics and Research Design	5	1%	12	0%
	<i>School Psychology</i>	8	1%	32	1%
	<b>Total</b>	35	6%	202	4%
<b>EDSPE</b>	Applied Behavior Analysis	26	4%	130	2%
	<i>Applied Behavior Analysis - EO</i>	12	2%	85	2%
	Early Childhood Special Education	11	2%	59	1%
	General Special Education	11	2%	65	1%
	SEHI-LED	4	1%	44	1%
	Severe Disabilities	8	1%	47	1%
	<b>Total</b>	72	11%	430	8%
<b>EDTEP</b>	Elementary	63	10%	998	18%
	Seattle Teacher Residency Program	62	10%	948	17%
	Secondary – English/Language Arts	17	3%	289	5%
	Secondary – Mathematics	8	1%	136	2%
	Secondary – Science	11	2%	175	3%
	Secondary – Social Studies	17	3%	276	5%
	Secondary – World Languages	13	2%	221	4%
	<i>U-ACT</i>	0	0%	0	0%
	<b>Total</b>	191	30%	3,043	54%
<b>Totals</b>	<b>State Students</b>	437	69%	4737	84%
	<b>Self Sustaining Students</b>	197	31%	913	16%
	<b>Total Students</b>	634	-	5,650	-

*Notes and Definitions*

**Headcount:** students enrolled in the current term on the 10th day

**Student Credit Hours:** the sum of credits for which current students have enrolled in by the 10th day in the current term

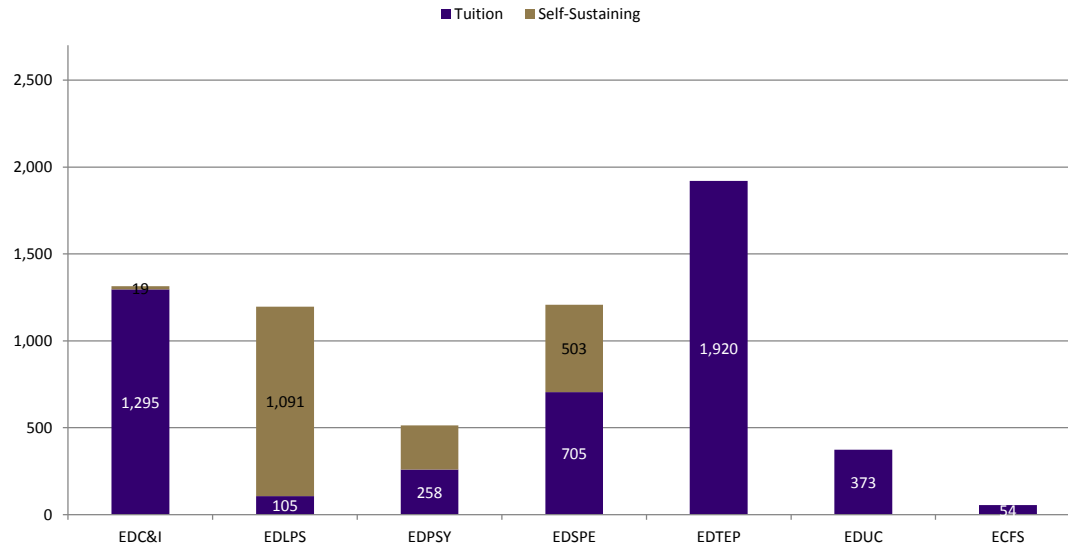
\* Student head count and credit hours do include tuition exempt students, but do not include on leave or non-matriculated students

Rows in italics indicate self-sustaining programs

### Student Credit Hours Generated by Area Abbreviation

Quarter	EDC&I		EDLPS		EDPSY		EDSPE		EDTEP		EDUC		ECFS		Total
	Tuition	Self-Sust.	Tuition	Self-Sust.	Tuition	Self-Sust.	Tuition	Self-Sust.	Tuition	Self-Sust.	Tuition	Self-Sust.	Tuition	Self-Sust.	
Fall-13	1,119	354	745	1,016	1,829	713	1,760	199	2,477	0	2,313	475	1,830	135	14,965
Winter-14	1,012	293	685	970	1,749	360	1,797	232	2,545	32	2,482	208	2,380	685	15,430
Spring-14	1,497	39	846	974	1,984	396	2,368	208	1,649	24	2,703	202	1,814	490	15,194
Summer-14	1,179	48	102	874	108	245	551	371	1,762	0	243	0	4	170	5,657
Fall-14	958	303	778	868	2,031	793	1,743	182	2,084	4	2,431	812	1,827	700	15,514
Winter-15	1,527	232	627	828	2,106	311	1,780	245	2,023	22	2,667	493	1,851	1142	15,854
Spring-15	1,045	35	1,045	694	1,717	365	2,350	192	1,952	26	2,636	405	1,814	1299	15,575
Summer-15	1,295	19	105	1,091	258	255	705	503	1,920	0	373	0	54	0	6,578

### Summer-15 Student Credit Hours by Course Abbreviation



### Student Enrollment by Program and Degree

Area	Specialization	BA	Med	MIT	Pre-doc, PhD	Pre-doc, EdD	PhD	EdD	EdS	Total
<b>ECFS</b>	Early Childhood and Family Studies	54								54
	<i>Early Childhood and Family Studies Online</i>	66								66
	<b>Total</b>	120								120
<b>EDCI</b>	Educational Communications and Technology		0		0	0	1	0		1
	Language, Literacy, and Culture		6		1	1	6	0		14
	<i>Masters in Instructional Leadership</i>		15		0	0	0	0		15
	Mathematics Education		3		1	0	1	0		5
	Multicultural Education		3		3	0	11	0		17
	Science Education		0		2	0	0	0		2
	<i>Science Education - Islandwood</i>		0		0	0	0	0		0
	Social Studies		0		0	0	2	0		2
	Teaching and Curriculum		14		1	0	7	0		22
	<i>Teaching and Curriculum - Islandwood</i>		0		0	0	0	0		0
<b>Total</b>			41		8	1	28	0		78
<b>EDLPS</b>	<i>Danforth Principal Preparation Program</i>		29		0	0	0	0		29
	Higher Education		1		0	0	4	0		5
	<i>Intercollegiate Athletic Leadership - Coaching</i>		20		0	0	0	0		20
	<i>Intercollegiate Athletic Leadership - Admin</i>		22		0	0	0	0		22
	<i>Leadership for Learning</i>		0		0	29	0	0		29
	<i>Master's in Education Policy</i>		19		0	0	0	0		19
	Organizational and Policy Studies		2		4	0	1	0		7
	Social and Cultural Foundations		0		2	0	5	0		7
<b>Total</b>			93		6	29	10	0		138
<b>EDPSY</b>	Learning Sciences and Human Development		3		7		12			22
	Measurement , Statistics and Research Design		2		0		3			5
	<i>School Psychology</i>				3		5		0	8
	<b>Total</b>		5		10		20		0	35
<b>EDSPE</b>	Applied Behavior Analysis		26		0	0	0	0		26
	<i>Applied Behavior Analysis - EO</i>		12		0	0	0	0		12
	Early Childhood Special Education		11		0	0	0	0		11
	General Special Education		0		6	0	5	0		11
	SEHI-LED		4		0	0	0	0		4
	Severe Disabilities		5		0	0	3	0		8
<b>Total</b>			58		6	0	8	0		72
<b>EDTEP</b>	Elementary			63						63
	Seattle Teacher Residency Program			62						62
	Secondary – English/Language Arts			17						17
	Secondary – Mathematics			8						8
	Secondary – Science			11						11
	Secondary – Social Studies			17						17
	Secondary – World Languages			13						13
	<i>U-ACT</i>			0						0
<b>Total</b>			191						191	
<b>Totals</b>	<b>State Students</b>	<b>54</b>	<b>95</b>	<b>191</b>	<b>30</b>	<b>1</b>	<b>66</b>	<b>0</b>	<b>0</b>	<b>437</b>
	<b>Self Sustaining Students</b>	<b>66</b>	<b>102</b>	<b>0</b>	<b>0</b>	<b>29</b>	<b>0</b>	<b>0</b>	<b>0</b>	<b>197</b>
	<b>Total Students</b>	<b>120</b>	<b>197</b>	<b>191</b>	<b>30</b>	<b>30</b>	<b>66</b>	<b>0</b>	<b>0</b>	<b>634</b>