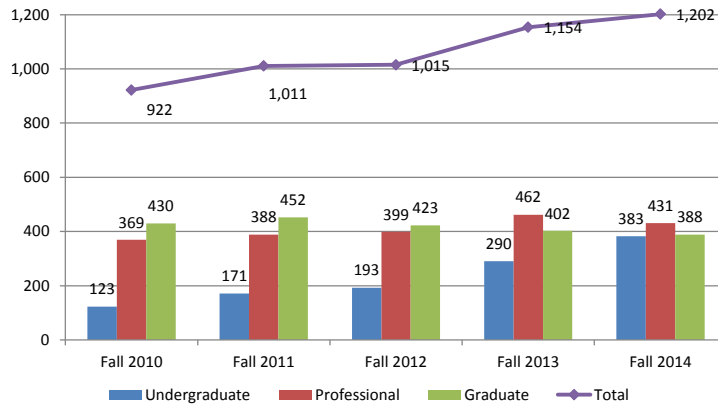
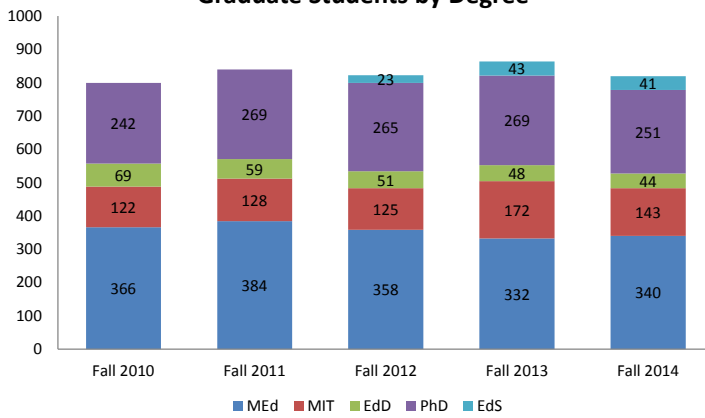


Fall 2014 Enrollment Report Dashboard

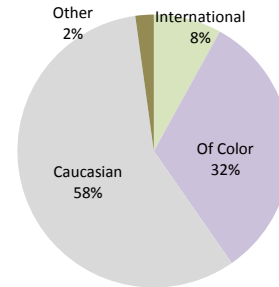
Enrolled Students by Year and Division



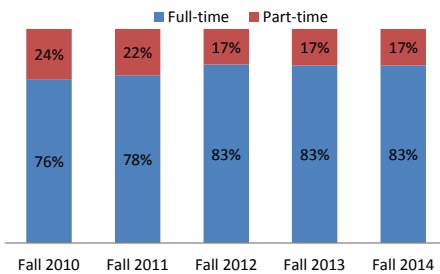
Graduate Students by Degree



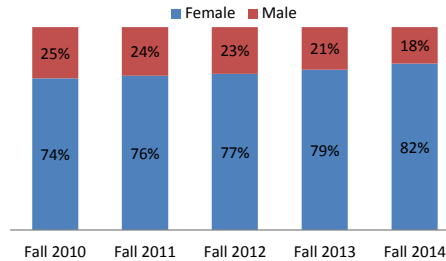
2014 Students by Ethnicity



% Full vs Part Time



Gender %



Headcount of COE students and their Credit Hours by Program:

Area	Specialization	Headcount*		Student Credit Hours*		On Leave	Exempt	Non-Matriculated
		#	% of Total	#	% of Total	#	#	#
Undergrad	Minor in Education, Learning, and Society	155	-	2,352	-	0	0	-
	Early Childhood and Family Studies	268	22%	4,145	28%	0	0	-
	Early Childhood and Family Studies - Online	115	10%	1,364	9%	0	0	-
	Total	383	32%	5,509	37%	0	0	-
EDCI	Language, Literacy, and Culture	34	3%	307	2%	2	0	1
	Masters in Instructional Leadership	14	1%	94	1%	0	0	0
	Mathematics Education	5	0%	48	0%	2	0	1
	Multicultural Education	30	2%	290	2%	3	0	1
	Science Education	18	1%	189	1%	3	3	0
	Science Education - Islandwood	13	1%	130	1%	2	0	0
	Social Studies	4	0%	32	0%	0	0	0
	Teaching and Curriculum	45	4%	370	3%	5	0	1
	Teaching and Curriculum - Islandwood	13	1%	130	1%	4	0	0
	Total	176	15%	1,590	11%	21	3	4
EDLPS	Danforth Principal Preparation Program	27	2%	291	2%	1	0	0
	Higher Education	45	4%	368	2%	3	4	4
	Intercollegiate Athletic Leadership - Coaching	11	1%	110	1%	0	0	0
	Intercollegiate Athletic Leadership - Admin	23	2%	224	2%	0	0	0
	Leadership for Learning	32	3%	320	2%	3	0	0
	Master's in Education Policy	19	2%	209	1%	0	0	0
	Organizational and Policy Studies	33	3%	280	2%	13	3	3
	Social and Cultural Foundations	20	2%	181	1%	1	2	3
Total	210	17%	1,983	13%	21	9	10	
EDPSY	Learning Sciences and Human Development	73	6%	663	5%	12	2	3
	Measurement & Statistics	15	1%	134	1%	0	1	0
	School Psychology	57	5%	801	5%	1	0	0
	Total	145	12%	1,598	11%	13	3	3
EDSPE	Applied Behavior Analysis	33	3%	429	3%	0	0	4
	Applied Behavior Analysis - EO	16	1%	100	1%	0	0	9
	Early Childhood Special Education	32	3%	411	3%	0	0	0
	General Special Education	26	2%	279	2%	1	0	2
	Secondary Special Education	0	0%	0	0%	0	0	0
	SEHI-LED	17	1%	215	1%	0	0	2
	Severe Disabilities	21	2%	247	2%	1	0	0
Total	145	12%	1,681	11%	2	0	17	
EDTEP	Elementary	57	5%	1,011	7%	3	0	0
	Seattle Teacher Residency Program	32	3%	566	4%	3	0	0
	Secondary – English/Language Arts	14	1%	224	2%	0	0	0
	Secondary – Mathematics	6	0%	96	1%	0	0	0
	Secondary – Science	14	1%	224	2%	0	0	0
	Secondary – Social Studies	12	1%	192	1%	0	0	0
	Secondary – World Languages	0	0%	0	0%	0	0	0
	U-ACT	8	1%	56	0%	4	0	0
	Total	143	12%	2,369	16%	10	0	0
Totals	State Students	884	74%	-				
	Self Sustaining Students	318	26%	-				
	Total Students	1,202	-	14,730				

Notes and Definitions

Headcount: students enrolled in the current term on the 10th day

Student Credit Hours: the sum of credits for which current students have enrolled in by the 10th day in the current term

On Leave: number of matriculated students on leave

Exempt: number of matriculated students that are exempt from paying tuition

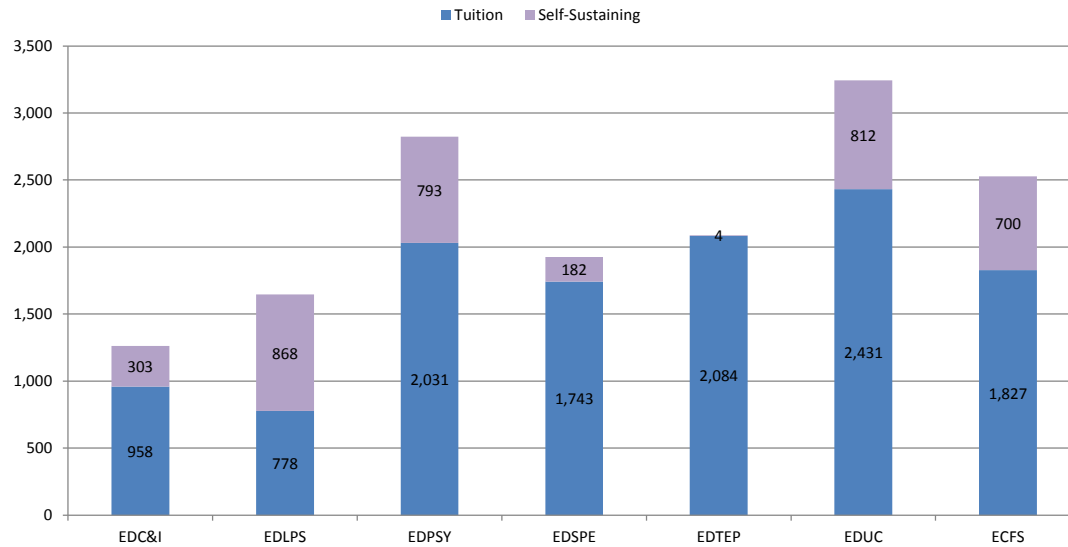
Non-Matriculated: number of non-matriculated students registered for classes this term, the total is including one person without a pathway code

Student headcount and credit hours do include tuition exempt students, but do not include on leave or non-matriculated students

Student Credit Hours Generated by Course Prefix

Quarter	EDC&I		EDLPS		EDPSY		EDSPE		EDTEP		EDUC		ECFS		Total
	Tuition	Self-Sust.	Tuition	Self-Sust.	Tuition	Self-Sust.	Tuition	Self-Sust.	Tuition	Self-Sust.	Tuition	Self-Sust.	Tuition	Self-Sust.	
Fall-13	1,119	354	745	1,016	1,829	713	1,760	199	2,477	0	2,313	475	1,830	135	14,965
Winter14	1,012	293	685	970	1,749	360	1,797	232	2,545	32	2,482	208	2,380	685	15,430
Spring-14	1,497	39	846	974	1,984	396	2,368	208	1,649	24	2,703	202	1,814	490	15,194
Fall-14	958	303	778	868	2,031	793	1,743	182	2,084	4	2,431	812	1,827	700	15,514

Fall-14 Student Credit Hours by Course Prefix



Student Enrollment by Program and Degree

Area	Specialization	BA	Med	MIT	Pre-doc, PhD	Pre-doc, EdD	PhD	EdD	EdS	Total
ECFS	Early Childhood and Family Studies	268								268
	<i>Early Childhood and Family Studies - Online</i>	115								115
	Total	383								383
EDCI	Language, Literacy, and Culture		17		6	0	11	0		34
	Masters in Instructional Leadership		14		0	0	0	0		14
	Mathematics Education		2		1	0	2	0		5
	Multicultural Education		5		15	0	10	0		30
	Science Education		11		4	0	3	0		18
	<i>Science Education - Islandwood</i>		13		0	0	0	0		13
	Social Studies		0		0	0	4	0		4
	Teaching and Curriculum		24		10	1	8	2		45
	<i>Teaching and Curriculum - Islandwood</i>		13		0	0	0	0		13
	Total		99		36	1	38	2		176
EDLPS	<i>Danforth Principal Preparation Program</i>		27		0	0	0	0		27
	Higher Education		16		8	2	13	6		45
	<i>Intercollegiate Athletic Leadership - Coaching</i>		11		0	0	0	0		11
	<i>Intercollegiate Athletic Leadership - Admin</i>		23		0	0	0	0		23
	<i>Leadership for Learning</i>		0		0	32	0	0		32
	<i>Master's in Education Policy</i>		19		0	0	0	0		19
	Organizational and Policy Studies		8		12	0	13	0		33
	Social and Cultural Foundations		8		6	0	6	0		20
Total		112		26	34	32	6		210	
EDPSY	Learning Sciences and Human Development		15		24		34			73
	Measurement & Statistics		5		5		5			15
	<i>School Psychology</i>		0		9		7		41	57
	Total		20		38		46		41	145
EDSPE	Applied Behavior Analysis		31		1	0	1	0		33
	<i>Applied Behavior Analysis - EO</i>		16		0	0	0	0		16
	Early Childhood Special Education		31		0	0	1	0		32
	General Special Education		0		24	0	2	0		26
	Secondary Special Education		0		0	0	0	0		0
	SEHI-LED		14		1	0	2	0		17
	Severe Disabilities		17		1	0	2	1		21
	Total		109		27	0	8	1		145
EDTEP	Elementary			57						57
	Seattle Teacher Residency			32						32
	Secondary – English/Language Arts			14						14
	Secondary – Mathematics			6						6
	Secondary – Science			14						14
	Secondary – Social Studies			12						12
	Secondary – World Languages			0						0
	<i>U-ACT</i>			8						8
Total			143						143	
Totals	State Students	268	218	135	127	3	124	9	0	884
	Self Sustaining Students	115	122	8	0	32	0	0	41	318
	Total Students	383	340	143	127	35	124	9	41	1,202

Ethnicity by Program

Area	Speciality	Headcount	African American	Asian American	Caucasian	Hawaiian/Pacific Islander	Latino	Native American	Other	Of Color
ECFS	Early Childhood and Family Studies	268	6	83	101	3	25	6	5	123
	Early Childhood and Family Studies Online	115	5	6	86	1	13	0	3	25
	Total	383	10	88	185	4	37	6	8	145
EDCI	Language, Literacy, and Culture	34	2	3	16	0	3	0	0	8
	Masters in Instructional Leadership	14	0	1	12	0	1	0	0	2
	Mathematics Education	5	0	0	4	0	0	0	0	0
	Multicultural Education	30	4	4	8	0	4	0	1	12
	Science Education	18	0	2	14	0	2	0	0	4
	Science Education - Islandwood	13	2	1	9	0	1	0	0	4
	Social Studies	4	0	2	1	0	0	0	0	2
	Teaching and Curriculum	45	1	9	24	0	4	0	2	14
	Teaching and Curriculum - Islandwood	13	1	0	11	0	1	0	0	2
Total	176	10	22	99	0	16	0	3	48	
EDLPS	Danforth Principal Preparation Program	27	4	2	17	0	3	0	1	9
	Higher Education	45	8	3	15	0	12	1	2	24
	Intercollegiate Athletic Leadership - Coaching	11	1	1	7	1	0	0	0	3
	Intercollegiate Athletic Leadership - Admin	23	1	4	12	1	4	1	0	11
	Leadership for Learning	32	1	0	28	0	2	1	0	4
	Master's in Education Policy	19	2	1	7	0	6	0	0	9
	Organizational and Policy Studies	33	6	5	15	0	2	0	3	13
	Social and Cultural Foundations	20	1	0	8	1	8	1	0	11
	Total	210	24	16	109	3	37	4	6	84
EDPSY	Learning Sciences and Human Development	73	4	10	44	0	5	5	2	24
	Measurement & Statistics	15	1	1	8	0	2	0	0	4
	School Psychology	57	0	4	38	0	7	0	2	11
	Total	145	5	15	90	0	14	5	4	39
EDSPE	Applied Behavior Analysis	33	1	5	20	1	1	1	1	9
	Applied Behavior Analysis - EO	16	1	0	13	0	1	1	0	3
	Early Childhood Special Education	32	0	3	21	1	4	1	0	9
	General Special Education	26	0	0	21	0	1	0	2	1
	Secondary Special Education	0	0	0	0	0	0	0	0	0
	SEHI-LED	17	0	2	15	0	0	0	0	2
	Severe Disabilities	21	0	1	17	0	1	0	1	2
	Total	145	2	11	107	2	8	3	4	26
EDTEP	Elementary	57	2	13	33	0	6	2	1	23
	Seattle Teacher Residency	32	5	0	24	0	2	0	0	7
	Secondary – English/Language Arts	14	0	2	10	0	1	1	0	4
	Secondary – Mathematics	6	0	1	4	0	1	0	0	2
	Secondary – Science	14	0	3	11	0	0	0	0	3
	Secondary – Social Studies	12	1	0	10	0	1	0	0	2
	Secondary – World Languages	0	0	0	0	0	0	0	0	0
	U-ACT	8	1	0	5	0	2	0	0	3
	Total	143	9	19	97	0	13	3	1	44
Total (Graduate)	819	50	83	502	5	88	15	18	241	
Total	1,202	60	171	687	9	125	21	26	386	
% Total	-	5%	14%	57%	1%	10%	2%	2%	32%	

Notes and Definitions

Note: If a student indicated they were Latino, this superceded their listed ethnicity (i.e. african american, caucasian, etc.). International students not included.

data source: OWSDB

Of Color: Students who indicated their ethnicity as African American, American Indian, Hispanic or Asian/Pacific Islander, or Latino

International Students by Program

Area	Speciality	Headcount	International Students
ECFS	Early Childhood and Family Studies	268	39
	Early Childhood and Family Studies Online	115	1
	Total	383	40
EDCI	Language, Literacy, and Culture	34	10
	Masters in Instructional Leadership	14	0
	Mathematics Education	5	1
	Multicultural Education	30	9
	Science Education	18	0
	Science Education - Islandwood	13	0
	Social Studies	4	1
	Teaching and Curriculum	45	5
	Teaching and Curriculum - Islandwood	13	0
	Total	176	26
EDLPS	Danforth Principal Preparation Program	27	0
	Higher Education	45	4
	Intercollegiate Athletic Leadership - Coaching	11	1
	Intercollegiate Athletic Leadership - Admin	23	0
	Leadership for Learning	32	0
	Master's in Education Policy	19	3
	Organizational and Policy Studies	33	2
	Social and Cultural Foundations	20	1
	Total	210	11
EDPSY	Learning Sciences and Human Development	73	3
	Measurement & Statistics	15	3
	School Psychology	57	6
	Total	145	12
EDSPE	Applied Behavior Analysis	33	3
	Applied Behavior Analysis Online	16	0
	Early Childhood Special Education	32	2
	General Special Education	26	2
	Secondary Special Education	0	0
	SEHI-LED	17	0
	Severe Disabilities	21	1
	Total	145	8
EDTEP	Elementary	57	0
	Seattle Teacher Residency	32	1
	Secondary – English/Language Arts	14	0
	Secondary – Mathematics	6	0
	Secondary – Science	14	0
	Secondary – Social Studies	12	0
	Secondary – World Languages	0	0
	U-ACT	8	0
	Total	143	1
Total (Graduate)	819	58	
Total	1,202	98	

Gender Distribution by Program

Area	Specialization	# Reported Gender	F	M	% F	% M
ECFS	Early Childhood and Family Studies	268	252	16	94%	6%
	Early Childhood and Family Studies Online	115	112	3	97%	3%
	Total	383	364	19	95%	5%
EDCI	Language, Literacy, and Culture	34	30	4	88%	12%
	Masters in Instructional Leadership	14	14	0	100%	0%
	Mathematics Education	5	5	0	100%	0%
	Multicultural Education	30	22	8	73%	27%
	Science Education	18	16	2	89%	11%
	Science Education - Islandwood	13	9	4	69%	31%
	Social Studies	4	3	1	75%	25%
	Teaching and Curriculum	45	37	8	82%	18%
	Teaching and Curriculum - Islandwood	13	8	5	62%	38%
Total	176	144	32	82%	18%	
EDLPS	Danforth Principal Preparation Program	27	18	9	67%	33%
	Higher Education	45	28	17	62%	38%
	Intercollegiate Athletic Leadership - Coaching	11	1	10	9%	91%
	Intercollegiate Athletic Leadership - Admin	23	13	10	57%	43%
	Leadership for Learning	32	17	15	53%	47%
	Master's in Education Policy	19	16	3	84%	16%
	Organizational and Policy Studies	33	26	7	79%	21%
	Social and Cultural Foundations	20	15	5	75%	25%
	Total	210	134	76	64%	36%
EDPSY	Learning Sciences and Human Development	73	59	14	81%	19%
	Measurement & Statistics	15	10	5	67%	33%
	School Psychology	57	43	14	75%	25%
	Total	145	112	33	77%	23%
EDSPE	Applied Behavior Analysis	33	30	3	91%	9%
	Applied Behavior Analysis - EO	16	15	1	94%	6%
	Early Childhood Special Education	32	30	2	94%	6%
	General Special Education	26	16	10	62%	38%
	Secondary Special Education	0	0	0	-	-
	SEHI-LED	17	13	4	76%	24%
	Severe Disabilities	21	17	4	81%	19%
	Total	145	121	24	83%	17%
EDTEP	Elementary	57	50	7	88%	12%
	Seattle Teacher Residency	32	22	10	69%	31%
	Secondary – English/Language Arts	14	11	3	79%	21%
	Secondary – Mathematics	6	4	2	67%	33%
	Secondary – Science	14	11	3	79%	21%
	Secondary – Social Studies	12	5	7	42%	58%
	Secondary – World Languages	0	0	0	-	-
	U-ACT	8	6	2	75%	25%
	Total	143	109	34	76%	24%
Total (Graduate)	819	620	199	76%	24%	
Total	1,202	984	218	82%	18%	

Notes and Definitions

Note that a small number (1) of students did not report their gender to the University.

Full-time/Part-time Distribution by Program

Area	Specialization	Headcount	All FT	ALL PT	% FT	% PT
ECFS	Early Childhood and Family Studies	268	254	14	95%	5%
	Early Childhood and Family Studies Online	115	81	34	70%	30%
	Total	383	335	48	87%	13%
EDCI	Language, Literacy, and Culture	34	24	10	71%	29%
	Masters in Instructional Leadership	14	1	13	7%	93%
	Mathematics Education	5	4	1	80%	20%
	Multicultural Education	30	24	6	80%	20%
	Science Education	18	14	4	78%	22%
	Science Education - Islandwood	13	13	0	100%	0%
	Social Studies	4	3	1	75%	25%
	Teaching and Curriculum	45	25	20	56%	44%
	Teaching and Curriculum - Islandwood	13	13	0	100%	0%
Total	176	121	55	69%	31%	
EDLPS	Danforth Principal Preparation Program	27	27	0	100%	0%
	Higher Education	45	25	20	56%	44%
	Intercollegiate Athletic Leadership - Coaching	11	11	0	100%	0%
	Intercollegiate Athletic Leadership - Admin	23	19	4	83%	17%
	Leadership for Learning	32	32	0	100%	0%
	Master's in Education Policy	19	19	0	100%	0%
	Organizational and Policy Studies	33	19	14	58%	42%
	Social and Cultural Foundations	20	14	6	70%	30%
	Total	210	166	44	79%	21%
EDPSY	Human Development and Cognition	73	55	18	75%	25%
	Learning Sciences and Human Development	15	12	3	80%	20%
	School Psychology	57	55	2	96%	4%
	Total	145	122	23	84%	16%
EDSPE	Applied Behavior Analysis	33	32	1	97%	3%
	Applied Behavior Analysis - EO	16	0	16	0%	100%
	Early Childhood Special Education	32	30	2	94%	6%
	General Special Education	26	23	3	88%	12%
	Secondary Special Education	0	0	0	-	-
	SEHI-LED	17	15	2	88%	12%
	Severe Disabilities	21	19	2	90%	10%
	Total	145	119	26	82%	18%
EDTEP	Elementary	57	57	0	100%	0%
	Seattle Teacher Residency	32	32	0	100%	0%
	Secondary – English/Language Arts	14	14	0	100%	0%
	Secondary – Mathematics	6	6	0	100%	0%
	Secondary – Science	14	14	0	100%	0%
	Secondary – Social Studies	12	12	0	100%	0%
	Secondary – World Languages	0	0	0	-	-
	U-ACT	8	0	8	0%	100%
	Total	143	135	8	94%	6%
Total (Graduate)	819	663	156	81%	19%	
Total	1,202	998	204	83%	17%	

Notes and Definitions

Full-time: Graduate students taking 10 or more credits in a term and undergraduate students taking 12 or more credits in a term

Part-time: Graduate students taking 9 or less credits in a term and undergraduate students taking 11 or less credits in a term

Full-time/Part-time Distribution by degree and program (student count)

Area	Specialization	All FT	ALL PT	Master's FT	Master's PT	Doc FT	Doc PT
ECFS	Early Childhood and Family Studies	254	14				
	Early Childhood and Family Studies Online	81	34				
	Total	335	48				
EDCI	Language, Literacy, and Culture	24	10	12	5	12	5
	Masters in Instructional Leadership	1	13	1	13	0	0
	Mathematics Education	4	1	1	1	3	0
	Multicultural Education	24	6	3	2	21	4
	Science Education	14	4	9	2	5	2
	Science Education - Islandwood	13	0	13	0	0	0
	Social Studies	3	1	0	0	3	1
	Teaching and Curriculum	25	20	9	15	16	5
	Teaching and Curriculum - Islandwood	13	0	13	0	0	0
Total	121	55	61	38	60	17	
EDLPS	Danforth Principal Preparation Program	27	0	27	0	0	0
	Higher Education	25	20	10	6	15	14
	Intercollegiate Athletic Leadership - Coaching	11	0	11	0	0	0
	Intercollegiate Athletic Leadership - Admin	19	4	19	4	0	0
	Leadership for Learning	32	0	0	0	32	0
	Master's in Education Policy	19	0	19	0	0	0
	Organizational and Policy Studies	19	14	5	3	14	11
	Social and Cultural Foundations	14	6	5	3	9	3
Total	166	44	96	16	70	28	
EDPSY	Human Development and Cognition	55	18	10	5	45	13
	Measurement & Statistics	12	3	3	2	9	1
	School Psychology*	55	2	41	0	14	2
	Total	122	23	54	7	68	16
EDSPE	Applied Behavior Analysis	32	1	31	0	1	1
	Applied Behavior Analysis - EO	0	16	0	16	0	0
	Early Childhood Special Education	30	2	29	2	1	0
	General Special Education	23	3	0	0	23	3
	Secondary Special Education	0	0	0	0	0	0
	SEHI-LED	15	2	12	2	3	0
	Severe Disabilities	19	2	16	1	3	1
	Total	119	26	88	21	31	5
EDTEP	Elementary	57	0	57	0		
	Seattle Teacher Residency	32	0	32	0		
	Secondary – English/Language Arts	14	0	14	0		
	Secondary – Mathematics	6	0	6	0		
	Secondary – Science	14	0	14	0		
	Secondary – Social Studies	12	0	12	0		
	Secondary – World Languages	0	0	0	0		
	U-ACT	0	8	0	8		
	Total	135	8	135	8		
Total (Graduate)	663	156	434	90	229	66	
Total	998	204	-	-	-	-	