



FROM RUMORS TO FACTS: CAREER OUTCOMES OF ENGLISH PH.D.s

Results from the Ph.D.'s.-Ten Years Later Study*

by
Maresi Nerad and Joseph Cerny

For over 20 years the crisis in the academic job market for humanities Ph.D.s has been lamented. There are too many candidates and not enough faculty positions. If there are so few prospects in academia, where have all the Ph.D.s gone? Anecdotes describing doctoral recipients working as taxi drivers have been widely circulated and sometimes accepted as truth. But these distressing stories are based on rumors, not facts, and without facts, we are unable to truly understand the employment outcomes of our humanities Ph.D.s.

With the completion of *Ph.D.'s-Ten Years Later*, a national study of the career paths of doctorates, findings exist to examine the actual employment patterns of Ph.D.s and to provide a realistic basis for developing productive policy responses to the continuing crisis in the academic job market for humanities Ph.D.s.

Study Design and Methodology

The *Ph.D.'s - Ten Years Later* study involved almost 6,000 Ph.D.s from 61 doctoral-granting institutions across the United States.¹ Six disciplines were chosen to represent major fields of study: life science (biochemistry), engineering (computer science, electrical engineering), humanities (English), physical science (mathematics), and social science (political science). The 61 universities were selected based on their participation in the 1982 National Research Council (NRC) doctoral program assessment, the availability of doctoral programs in the selected disciplines, level of Ph.D. production (minimum of six Ph.D. degrees in the three years sampled), geographical distribution, and a representative mix of private and public institutions. Once an

institution was selected, all doctoral recipients of the relevant programs were included in the survey population. No subsampling occurred. This survey population accounted for 57% of Ph.D. degrees awarded at all U.S. institutions in the six selected fields between July 1, 1982, and June 30, 1985² (Table 1 depicts the basic characteristics of the survey population.).

Table 1

Ph.D. Recipients in Six Fields at 61 Universities: July 1, 1982 – June 30, 1985

Size of Surveyed Population

Field	Men	Women	International	Total
Biochemistry	694	268	97	962
Computer Science	583	69	209	652
Electrical Engineering	966	36	417	1,002
English	567	650	72	1,217
Mathematics	1,005	187	395	1,192
Political Science	630	199	144	829
Total	4,445	1,409	1,334	5,854*

*Excludes deceased (63)

Source: "Ph.D.'s - 10 Years Later" Study, UCB Graduate Division

To ensure the highest possible response rate, addresses for doctorate recipients in the selected fields and institutions were obtained from participating institutions, commercial locator agencies, professional association membership directories, the national faculty directory, the national telephone directory, and online search engines as well as library author searches. Surveys were mailed out between October 1996 and October 1997. There was a total response rate of 66% from domestic Ph.D.s (U.S. citizens and permanent residents) and 52% from international Ph.D.s (temporary visa holders at the time of their doctorate completion).³

Maresi Nerad, director, graduate research, and
Joseph Cerny, vice chancellor for research and graduate dean,
are at the University of California Berkeley,
Graduate Division, 424 Sproul Hall, Berkeley, CA 94720-5900

Respondents completed a 22-page questionnaire focusing on employment history, the job-search process, and factors important in the decision to accept the first and current positions, as well as a retrospective evaluation of the doctoral program and the usefulness of the doctoral degree. In addition to the survey, in-depth interviews were conducted with 64 respondents to provide information about the context within which career decisions were made. The *Ph.D.'s -Ten Years Later* data set has been integrated with the national Survey of Earned Doctorates data of the same group, allowing comparative analysis by type of institution, time-to-degree, program size, parents' education, and fellowship support. Analyses were run using data weighted to be representative for the entire population of 172 Ph.D.-granting institutions rated in the 1982 NRC doctoral program assessment. Only small differences between weighted and unweighted results were found. Consequently, results of unweighted data analysis that exactly represent respondents' answers are reported here.

Where Have All the English Ph.D.s Gone? The Many Career Paths of a Cohort of English Ph.D.s

The cohorts of English doctorates sampled for this study have been called "the lost generation of humanists."⁴ But were they really lost? While it is true that the long-standing crisis in the humanities academic job market appears to have presented doctoral graduates with a bleak reality, is it also true that these same new Ph.D.s remained jobless or underemployed?

This article traces the often difficult transition from receiving the Ph.D. to stable employment, examines the level of satisfaction or dissatisfaction English Ph.D.s have with their current employment, and discusses the value that they place on their doctoral education. Based on an analysis of survey results, it then discusses whether English Ph.D.s 10 to 13 years later had satisfying careers, whether they were within or outside academe, how many languished in non-tenure-track teaching jobs, and what other types of careers these Ph.D.s established. Finally, it offers graduate programs and university administrators some practical recommendations for augmenting the career outcomes of their humanities doctoral students.

English Ph.D.s found jobs, but, as the study shows, these jobs were not solely in the academic sector; they were also in the business, government, and nonprofit sectors (BGN). Unfortunately, in many cases English Ph.D.s spent several years navigating the non-tenure-track faculty route, hoping to finally arrive at the departmentally sanctioned destination--tenure-track professor--before they in fact reached this objective or before they made the difficult but fruitful transition to nonacademic employment.

To the detriment of their graduates, many institutions have neglected these employment realities. Describing the situation in his department, one English Ph.D. explained, "The culture of the department was such that even though everyone knew it was very difficult to get a tenure-track job . . . anything less was considered a failure. It was almost like a little tiny mass psychosis going on among both the faculty and the students." Examining the actual career outcomes of English Ph.D.s is a crucial step toward improving this kind of unfortunate depart-

mental culture and developing institutional and departmental policies that address the continuing dismal realities of the academic job market in the humanities. If you want to test your assumptions about English Ph.D.s' responses before reading on, try to answer the following questions.

TEST YOUR ASSUMPTIONS

1. What percentage of English Ph.D. recipients who graduated between 1983 and 1985 were tenured professors in 1995?
2. What percentage worked as tenured professors in Research I institutions (Carnegie classification) in 1995?
3. What percentage worked as non-tenure-track faculty in 1995?
4. What types of jobs do you think English Ph.D. recipients working in the business, government, and nonprofit sectors (BGN) were doing?
5. Given the following categories:
 - ◆ autonomy of work ◆ work environment
 - ◆ location for spouse ◆ flexible work situation
 - ◆ content of work ◆ career growth
 - ◆ prestige of organization
 would you expect the job satisfaction of English Ph.D. recipients working in the BGN sectors to be higher or lower than those working in the academic sector?
6. Thirteen years later, what percentage of respondents working in the academic sector do you think would still get a Ph.D. in English if they had it to do over again? What percentage of those working in BGN sectors in 1995 would get an English Ph.D. again?
7. What percentage working in the academic sector reported that they work in a team in their current job? What percentage use managerial skills?
8. What do you think our respondents recommended for doctoral programs?

—Source: *Ph.D.'s - Ten Years Later study, Graduate Division, University of California, Berkeley—8/1999*

Answer Key is on page 11

Characteristics of English Ph.D. Respondents

The 814 English Ph.D.s who completed the survey were mainly U.S. citizens, predominantly white, and slightly more than half (53%) of them were women. With an average age of 35,

English Ph.D.s were older than those in the other surveyed fields upon completion of doctoral studies. This was primarily due to English Ph.D.s having the longest time-to-degree among the surveyed disciplines. Over half (51%) of the English Ph.D.s took more than 9 years to complete the degree, 44% took between 5 and 9 years, and 5% took 3 to 5 years (Table 2).

Table 2

Time-to-Degree for English Ph.D.s

Years	Percent	N
3-5	5%	(36)
5-7	21%	(164)
7-9	23%	(182)
9-11	18%	(137)
11+	33%	(257)

Note: Time-to-degree data were only available for 776 individuals

An English doctoral student's journey from the beginning of graduate school to degree completion is long and arduous; for some, equally lengthy is the journey from the time of Ph.D. completion to stable employment. This second stage of the journey, the transition from Ph.D. completion to work, left many individuals with hopes unrealized and a need to rethink career aspirations.

Expectations, Goals, and Realities

Most of the surveyed English Ph.D.s began graduate school planning to become professors and studied in departments in which faculty (73%) also expected them to pursue academic jobs (Table 3). Only 8% of respondents indicated that faculty also encouraged them to look for careers outside academia,

Table 3

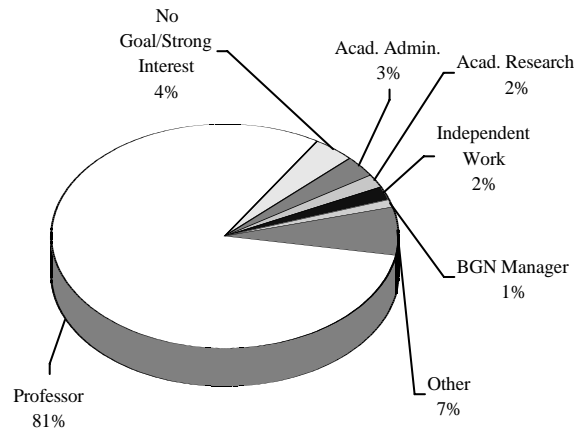
English Ph.D.s' Views on Faculty Expectations for Their Students

Pursue academic jobs	73%
Pursue jobs in both sectors	8%
Pursue BGN jobs	— (3)
No specific ideas/encouragement	19%

and these expectations were consonant with their own career goals. Of respondents who indicated (retrospectively) having a definite career goal at the onset of their doctoral education, nearly three quarters recalled wanting to become professors. The numbers desiring to join the ranks of the professoriate actually increased during the course of graduate school to the point that 81% of respondents recalled wanting to become professors at the time they completed their doctoral studies (Figure 1).

In spite of these career goals and expectations, in 1995 only 53% of English Ph.D.s were tenured and another 5% were in tenure-track positions (Figure 2). Fifteen percent were in non-tenure-track faculty or other academic positions. Thus, altogether 73% worked in the academic sector and another 16%⁵

Figure 1--Career Goal at End of Doctoral Education



worked in the BGN sectors.⁶ Among those who secured tenured positions, less than one fifth of the Ph.D.s worked at the kinds of Carnegie⁷ Research I institutions at which most were trained (Figure 3 on page 4).⁸

Does this gap between expectations and outcomes represent disappointed aspirations? Clearly this depends on the individual, but one way to evaluate this is to examine career outcomes in relation to career goals. As Figure 4 (on page 4) shows, nearly three fourths of those who wanted to become professors at the time of degree completion held tenured or tenure-track faculty positions 10 years later. However, a substantial minority of 14% was made up mostly of untenured year-to-year faculty and a small number of academic support staff. A few (3%) had become academic (nonfaculty) administrators, and 11% were employed in the BGN sectors.

Figure 2--Employment Status at the End of 1995 (N=814)

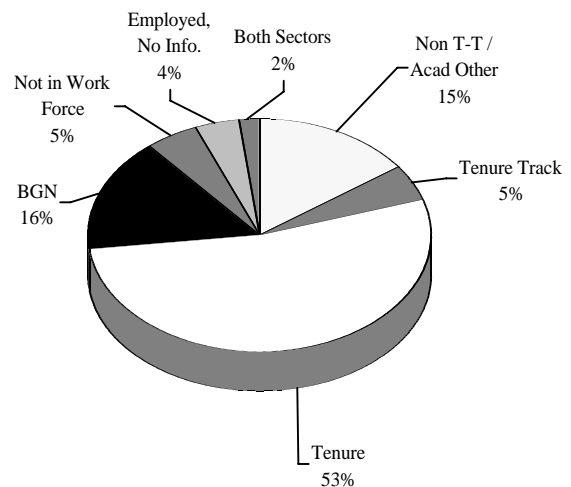
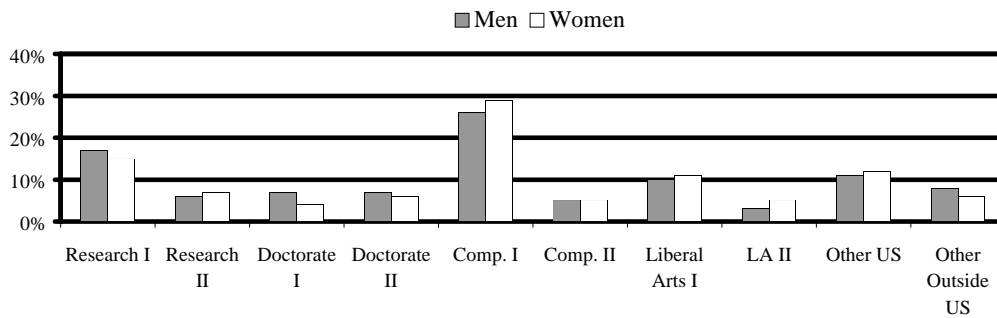


Figure 3--Tenured Faculty by Institutional Classification and Gender, Dec. 1995



Career Paths Within and Outside Academe

Individuals less focused on academia encountered a very different job market, producing substantially different career paths (Figure 5 on page 5). The "cohort story" for this group--the 19% who stated a career goal other than becoming a professor in their field--also shows gradual movement out of "holding pattern" jobs

Holding Patterns on the Way to the Professoriate

These findings might suggest that everything is actually in order, but this positive picture is marred by the relatively lengthy process and the difficulties of attaining career stability. English Ph.D.s spent on average 10 years in their doctoral studies and, as noted earlier, their mean age at completion was 35. Because of the difficult academic job market, many did not move smoothly out of graduate school into tenure-track employment. They entered a "holding pattern" of working in short-term non-tenure-track faculty positions, with some teaching courses at several different universities simultaneously. One out of two (48%) eventually attained tenure after working as non-tenure-track faculty. They spent, on average, 2.8 years in these positions before beginning a tenure-track position. Then, on average, they spent 5.3 years on tenure track before attaining tenure, in comparison to 6.3 years for those who never entered this holding pattern. In all, those who started in non-tenure-track positions spent 8.1 years from the time they earned the doctorate until reaching tenure. Having started an academic career in non-tenure-track faculty positions was a viable route to attain tenure for many in this cohort, and it even seems to be reflected in a shorter tenure clock; but overall both the cost and risk were very high.

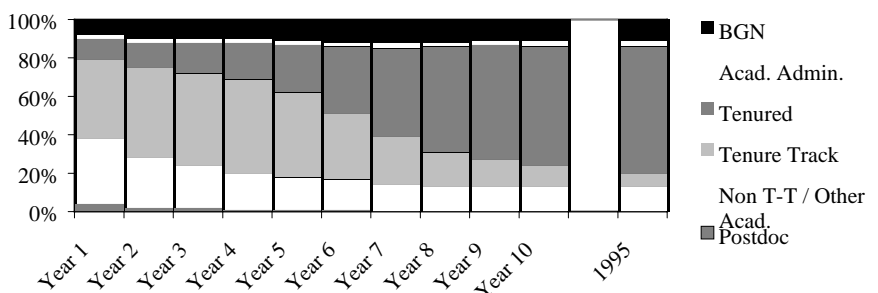
standard component of an academic career in English, nevertheless, a small percentage (8%) of English respondents used this kind of position to stay in the academic "game." Those who assumed a postdoctoral position, in fact, moved in a much higher proportion (73%) to tenured or tenure-track faculty positions in 1995 than those who did not. However, they seemed to view postdoctoral appointments as another kind of "holding pattern." Contrary to the expectation that English doctorates might choose postdoctoral positions in order to revise their dissertations, when asked to specify why they chose such an appointment, most respondents indicated that it was "the only acceptable employment" or a "necessary step." While this holding pattern seems advantageous for those whose goal was a tenure-track position, the average 2.0 years spent in postdoctoral appointments did not seem to be reflected in shorter time to tenure.

into more stable employment. Ten years later, almost half of this group (46%) worked in the BGN sectors. Interestingly, 29% of those who did not explicitly state that professor was a career goal actually held tenured faculty positions 10 years later; 16% were in non-tenure-track jobs, most working as temporary faculty; and 9% worked in academic (nonfaculty) administrative positions. Despite the bias of graduate programs towards academic faculty careers, respondents with nonfaculty administrative positions within academe and those whose career paths took them outside the academic milieu reported good salaries and overall job satisfaction, as will be shown later.

English Ph.D.s in Nonprofessional Positions within Academe

A typical example of the small group of

Figure 4--Career Paths of English Ph.D.s Who Wanted to Become Professors (81%)



Postdoctoral Appointments--Another Holding Pattern?

Holding a postdoctoral position is not a

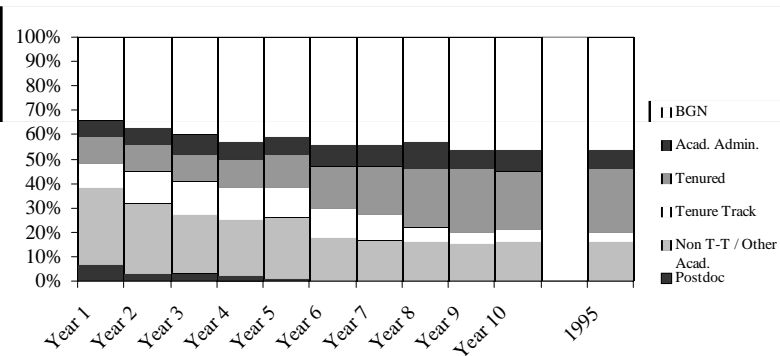
English Ph.D.s in academic administration⁹ is one respondent who indicated that she desired a career in academic administration. She gained experience during her last year of graduate study administering a college writing program and after completing her Ph.D., continued to work in this program, eventually accepting a position as assistant dean for special projects. When she was interviewed in 1996 for this study, she was associate dean of student life, was very satisfied with her employment status and her income, and believed strongly in the social value of her work.

In general, academic administrators enjoyed their jobs and found them challenging and rewarding, reporting nearly identical levels of overall job satisfaction as did tenured and tenure-track faculty. Academic administrators had on average a higher salary than tenured faculty. While the median annual salary of tenured faculty was \$48,000 (including summer teaching, consulting, and other income), the median annual salary of academic administrators was substantially higher at \$62,000.¹⁰

English Ph.D.s in the Business, Government, and Nonprofit Sectors

The 128 surveyed English Ph.D.s employed in business, government, and nonprofit organizations in 1995 were engaged in a wide variety of occupations drawing on their expert knowledge of texts as well as their high-level analytical skills (Table 4); the largest number (35) worked in the writing/editing field. Notably, for several respondents, writing/editing positions led to work in general management, the second largest cat-

Figure 5--Career Paths of English Ph.D.s Who Did Not Want to Become Professors (19%)



egory (27) of BGN employment for English Ph.D.s. Very few English Ph.D.s worked in primary and secondary education (15), research and development (10), or law (7). Three had advanced to the level of chief executive officer.

The case of one respondent, who began her doctoral studies after a decade as a successful high school English teacher, illustrates a rewarding career outside academe. This individual continued teaching high school during and after attending graduate school at one of the country's top English depart-

ments but later worked as a business consultant training people to use computer software. Thereafter, she was employed as an editor and supervising editor in several different major educational publishing houses. Her Ph.D. training plus her years of high school teaching made her a very attractive candidate for these positions. By the time she was interviewed for this study, she had become marketing manager for an educational publisher. She was satisfied with her salary and thoroughly enjoyed her work.

Table 4--BGN Sectors Employment Distribution, Dec. 1995 (N=128)

<i>Job Title</i>	<i>N</i>	<i>Job Title</i>	<i>N</i>
Writing / Editing	35	Consultant	4
Management	27	Executive	3
Teaching	15	Administrative Support	3
R&D	10	Finance	2
Communications / Gov. Relations	7	Information Systems	2
Legal	7	Other	13

Table 5--Not in the Paid Work Force – December 1995

	<i>Men</i>	<i>Women</i>	<i>Total</i>
Caretakers	0	2	2
Retired (Age & Other)	0	12	12
Medical Condition	0	1	1
Between jobs / Other	3	1	4
Fringe Employment	2	12	14
Don't know why	0	1	1
Unemployed	1	4	5
Total (N=814)	6	33	39 (5%)

Not in the Paid Work Force

Contrary to rumors of rampant joblessness, only 39, or about 5%, of respondents in English were not in the paid work force in December 1995 (Table 5). However, only five people, less than 1% of respondents, were unemployed in the traditional economic sense of being involuntarily out of work and seeking work. Fourteen of those not working did not give an explanation for this, but it is probable that most of these women were caretakers since, in another section

of the survey, they reported having small children. Twelve people, all women, were retired, many of them former high school teachers who started graduate school in midlife because they enjoyed literature.

Satisfaction with Current Employment and Value of the Ph.D.

After making the difficult transition from graduate school to more permanent, stable employment, how satisfied were English Ph.D.s with their work situations? One survey question solicited evaluations of job satisfaction and dissatisfaction by asking respondents to rate 24 aspects of their current employment on a scale from 1 (very satisfied) to 4 (not satisfied). Dimensions of current employment evaluated by respondents included autonomy, content of work, flexibility, salary level, job security, and time for leisure.

Dimensions of Job Satisfaction

Most respondents indicated being "very" or "fairly" satisfied with their jobs overall (Figure 6). Eighty-eight percent of academic administrators and 87% of tenured and tenure-track faculty were very or fairly satisfied with their current employment as well as managers, writers, editors, and teachers in the BGN sectors. However, only 71% of those in non-tenure-track faculty and academic support staff positions reported being very or fairly satisfied with their jobs.

A detailed analysis of selected dimensions of satisfaction yielded some interesting results (Table 6). For this analysis, dimensions of job satisfaction commonly associated with the privileges of academia were selected and compared for respondents employed in the BGN and academic sectors in 1995. For example, 92% of respondents employed in the BGN sectors were satisfied with the

autonomy of their work as compared to 90% of academics. Eighty-seven percent of BGN respondents were satisfied with the content of their work, as compared to 89% of academics. Flexibility of working arrangements was rated satisfactory by 82% of those in the BGN sectors as compared to 84% of academics.

Most Often Cited Dimensions of Job Satisfaction

Job satisfaction was also analyzed separately for respondents employed in each of four job categories: faculty, non-tenure-track faculty, academic administration, and the BGN sectors (Table 7 on page 7). Some differences and some similarities were found between these groups in the most commonly cited

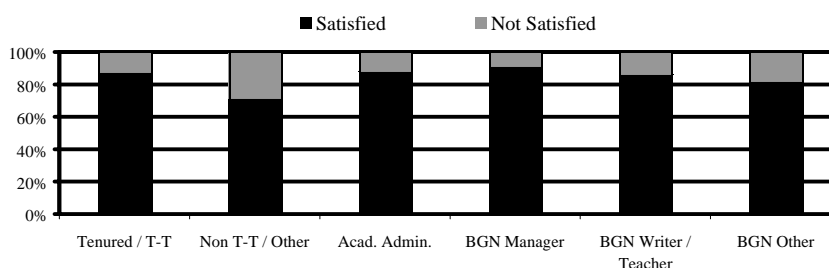
administrative responsibilities.

Based on the dimensions of job satisfaction most commonly cited by respondents employed in the BGN sectors, it appears that BGN positions combine some of the positive aspects of faculty positions with some of the positive aspects of non-tenure-track and administrative jobs. For example, like those in non-tenure-track and administrative jobs, respondents employed in the BGN were usually satisfied with geographic location and spousal job opportunities. And, like faculty members, they were usually satisfied with the autonomy of their work.

Most Often Cited Dimensions of Job Dissatisfaction

For each of the four job categories, faculty positions, non-tenure-track faculty,

Figure 6--Overall Satisfaction with Current Job



dimensions of satisfaction and dissatisfaction.

Tenured and tenure-track faculty were most commonly satisfied with job security, opportunities to teach, and the autonomy of their work. While many respondents in non-tenure-track faculty positions were dissatisfied with their jobs overall, they were satisfied with the fact that their jobs allowed them to live in a desirable geographic location, be near job opportunities for a spouse, and be in a good location for raising children. Academic administrators were most commonly satisfied with geographic location, health and retirement benefits, and

academic administration, and BGN employment, dissatisfaction with research opportunities was among the mostly commonly cited aspects of dissatisfaction (See Table 8 on page 7). Although occupying tenured and tenure-track positions, over two fifths of faculty were dissatisfied with research opportunities offered by their current employment. However, respondents differed when identifying other areas of dissatisfaction. Among other most commonly cited dissatisfactions, faculty members indicated not having enough time for leisure and experiencing stress. A picture emerged of non-tenure-track faculty putting up with insecure, dead-end jobs, and stressed academic administrators struggling to operate programs in substandard facilities. Respondents employed in the BGN sectors were dissatisfied with opportunities to teach and with the direct use of their Ph.D. education.

Table 6--Satisfaction Dimensions of Current Job by Sector

	BGN	Academic
Autonomy of Work	92%	90%
Spouse's Job	91%	75%
Content of Work	87%	89%
Prestige of Organization	83%	68%
Work Environment	83%	73%
Flexible Work Situation	82%	84%
Career Growth	78%	67%

Table 7--Most Cited Aspects of Current Job Satisfaction

<u>Tenured / T-T</u>		<u>BGN</u>	
Job Security	95%	Autonomy of Work	92%
Opportunity to Teach	95%	Spouse's Job	91%
Autonomy of Work	91%	Geographic Location	89%
<u>Non T-T Faculty</u>		<u>Academic Administrator</u>	
Geographic Location	91%	Geographic Location	96%
Spouse's Job	91%	Health and Retirement	96%
Location for Children	90%	Administrative Responsibility	96%

Table 8--Most Cited Aspects of Current Job Dissatisfaction

<u>Tenured / T-T</u>		<u>BGN</u>	
Leisure	43%	Research Opportunity	49%
Research Opportunity	42%	Opportunity to Teach	42%
Stress	41%	Use of Ph.D.	38%
<u>Non T-T Faculty</u>		<u>Academic Administrator</u>	
Career Growth	63%	Stress	48%
Research Opportunity	60%	Equipment	48%
Job Security	54%	Research Opportunity	47%

Furthermore, when respondents were asked to evaluate whether they would get a Ph.D. in the same field again, "knowing what you know now," most English Ph.D.s in each job category responded affirmatively (Table 10 on page 8). Overall, 78% of English Ph.D.s would still get a doctorate in English. However, not surprisingly, those employed in non-tenure-track positions and in the BGN sectors were somewhat less likely to state that they would get a Ph.D. in English again, and somewhat more likely to state that they would obtain a Ph.D. in a different field or study for a professional degree.

The Value of the Ph.D.

What is it about doctoral education in English that Ph.D. recipients value so highly? The many responses to open-ended questions at the end of the 22-page survey (nearly 70% of all English respondents completed these questions) provided valuable insights. For one question, respondents were asked to express the main points they would make "if you were asked to testify before a legislative committee on the value of a doctoral education in your field." Respondents repeatedly emphasized both the personal value of doctoral education and contributions made to society by their teaching, research, and writing activities.

English Ph.D.s eloquently expressed their commitment to the value of scholarly work in the humanities. According to one, doctoral training in English "bolsters self-discipline, trains, and stimulates the mind and imagination, develops the entire character. It is not just a specialized skill." Others emphasized the implications for society. "In a good doctoral

Median 1995 Total Annual Salary by Sector and Gender

Among the six surveyed disciplines, English Ph.D.s reported the lowest total annual salaries, including summer teaching, overtime, consulting and other income sources. However, BGN salaries were substantially higher than academic salaries, with the median total annual salary being \$47,000 in the academic and \$56,000 in the BGN sectors. Within the academic sector, there was virtually no difference between the median salaries of men and women in tenured, tenure-track, and non-tenure-track faculty positions (Figure 7). The men among the academic administrators reported a higher annual salary than the women. Also in the BGN sectors the median annual salary of \$65,000 reported by men was \$15,000 higher than that reported by women.

Usefulness of the Doctoral Education

Despite the difficult transition to stable employment and the disappointed hopes of some who wanted faculty positions, English Ph.D.s overwhelmingly reported valuing the doctoral experience (Table 9

on page 8). Ninety-nine percent of tenured and tenure-track faculty reported that the Ph.D. was "definitely worth" or "probably worth" the effort. Academic administrators were also virtually unanimous in their assessment of the value of the Ph.D., with 96% reporting that it was "definitely worth" or "probably worth" the effort. Somewhat smaller but still very high proportions of those in other categories felt similarly, with 89% of those employed in the BGN sectors considering completing the doctorate as worth the effort.

Figure 7--Median 1995 Total Annual Salary in Thousands by Job Title and Gender

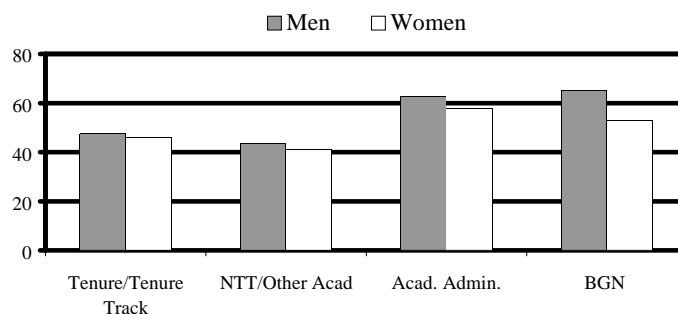


Table 9--Feelings about Completing Ph.D.

	<i>Worth</i>	<i>Not Worth</i>
Tenured / Tenure Track	99%	1%
Non T-T Faculty	87%	13%
Academic Administrator	96%	4%
BGN	89%	11%

program one learns to solve problems and develop insights in this spirit. All of these virtues are relevant to all of life and an educated electorate in a democracy," one person stated. Another pointed out, "A doctoral education in literary studies prepares an individual to become a tremendous value to any civilization like ours governed increasingly by signs and symbols, where distinctions between 'information' and 'knowledge' have to be made constantly."

Advice from English Ph.D.s-Ten Years Later

Given their love for and commitment to the humanities, do English Ph.D.s have suggestions for improving graduate education? In response to open-ended questions, respondents poured out thoughtful advice and suggestions for beginning doctoral students and existing graduate programs. In particular, they were concerned about the high individual costs in terms of time and money incurred in graduate training in English. In addition, they criticized graduate programs for not teaching students how to survive professionally and for not supporting them in their search for employment.

Recommendations for Current Doctoral Students

The most common piece of advice respondents offered to beginning graduate students was "love it or leave it" (Table 11). One respondent stated,

"Do not enter this field unless you feel you would never be happy doing anything else. You should have as strong a sense of vocation as one entering the ministry because the sacrifices required for teaching in this field are as great as those required of a pastor. You will have no time to call your own and you will never be paid what you are worth."

Table 10--Would you do the Ph.D. again?

	<i>Tenured / T-T (N=437)</i>	<i>Non T-T Faculty (N=81)</i>	<i>Academic Administrator (N=26)</i>	<i>BGN (N=115)</i>
Yes: Same Field	84%	67%	88%	64%
Yes: Different Field	9%	18%	4%	13%
No: MD / JD	5%	10%	4%	12%
No: Master's	1%	4%	4%	8%
No Graduate Degree	1%	1%	-	3%

Other recurring recommendations included practical advice about what it takes to finish a Ph.D. and have a chance in the job market. Recommendations made most commonly by respondents working in both the academic and BGN sectors included: "focus," "define your goals," and "publish." Academics emphasized the importance of learning how to teach.

Recommendations for Doctoral Programs

In general, English Ph.D.s were highly critical of their doctoral programs for failing to adequately professionalize stu-

dents and for not supporting them in the difficult job search. Open-ended responses to the survey item requesting recommendations for doctoral programs revealed that the most common piece of advice was that programs be downsized (Table 12 on page 9). For example, some advised graduate programs to "accept fewer students and offer more support." Many respondents were disappointed with the quality of mentoring and support available in graduate school and their negative experiences in the academic job market.

Respondents employed in both the BGN and academic sectors often suggested that graduate programs should improve graduate student teacher training, improve career and placement serv-

ices, and help students publish and attain professional visibility. Comments included, "Require pedagogical training in multiple contexts," and "Most graduate programs emphasize a narrow specialty and yet most jobs are for generalists" (In recent years, graduate student teacher training has been addressed in most graduate programs). These practical suggestions are all aimed at better preparing current students for available jobs (i.e., teaching as opposed to research positions) and more effectively integrating them into the professional networks where vital job contacts are made.

English Ph.D.s tended to be satisfied with the content of their doctoral programs, with one exception: respondents in both the BGN and academic sectors recommended that graduate programs increase opportunities for interdisciplinary training. This advice reflects the reality that faculty must often teach a broad range of courses that demand interdisciplinary knowledge as well as the respondents' interest in and the workplace's demand for interdisciplinary work.

Table 11--Most Cited Recommendations for Doctoral Students

	<i>BGN (N=79)</i>	<i>Academic (N=366)</i>
	<i>Ranking Order</i>	
Love it or leave it	1	1
Focus, define your goals	2	4
Consider BGN careers	3	10
Publish	4	3
Be aware of poor job market	5	5
Learn how to teach	-	2

Workforce Preparation

The survey also invited respondents to answer specific questions about core workplace skills that, according to some employers, doctoral graduates lack: teamwork, collaboration, interdisciplinary work, and organizational and managerial skills. Respondents were asked (a) whether their doctoral education had involved any of these skills, (b) whether they used these skills in their current jobs, and (c) whether instruction in these skills should be an important component in present-day doctoral education.

Responses confirmed that positions held by Ph.D.s in both academic and BGN sectors usually require such skills, but that graduate programs do not teach them. Figures 8 and 9 show that fewer than one fifth of respondents gained experience with teamwork, collaboration, or organizational and managerial skills in graduate school, but more than half use all of these in their current jobs! Respondents employed in the BGN sectors were even more likely than academics to use these skills.

Respondents were also asked whether or not it was important for graduate programs to include teamwork, collaboration, interdisciplinary work, and managerial experience.

About half of those employed in the academic sector rated working in a team and collaboration as important for inclusion in current doctoral education, while interdisciplinary work and managerial skills were rated as even more important. Except for interdisciplinary work, respondents employed in the BGN sectors were even more likely to consider it important to incorporate all of these skills into doctoral training. These findings strongly suggest that providing experiences in teamwork, collaboration, and organizational and managerial skills would be as relevant to graduate students seeking academic employment as to those who work in business, government, and nonprofit organizations.

Table 12--Most Cited Recommendations for Doctoral Programs

	BGN (N=75)	Academic (N=328)
	Ranking Order	
Downsize	1	2
Teach how to teach	2	1
Improve career services	3	8
Help students finish	4	-
Help with publishing	5	4
Provide interdisciplinarity	7	3

The "Culture of Neglect"

The job search is probably one of the most daunting and certainly one of the most important tasks faced by the newly minted English Ph.D. Yet respondents revealed repeatedly that their universities, departments, and advisors did not provide sufficient assistance with the job search. Comments like, "Basically it would have been nice if someone had cared if I got a job" and "Professors actively helping me make contact--'opening doors'--instead of shrugging it onto my shoulders entirely [would have helped]" indicated the level of frustration job-seekers experienced. Although respondents employed in the academic

sector were more satisfied than respondents employed in the BGN sectors with the help received in the job search process, the general level of satisfaction with the help in the job search was low.

When seeking the first post-Ph.D. job, 63% of respondents answered job notices in professional journals or the *Chronicle of Higher Education*. As shown in Table 13 (on page 10), slightly more than half of respondents received leads and advice from faculty members and from their Ph.D. advisor. Only one third of respondents used a campus career center in the job search. The percentage of respondents who evaluated each of these methods as useful, however, was much lower.

Figure 8--Assessment of Workforce Preparation – Employed in Academia 1995

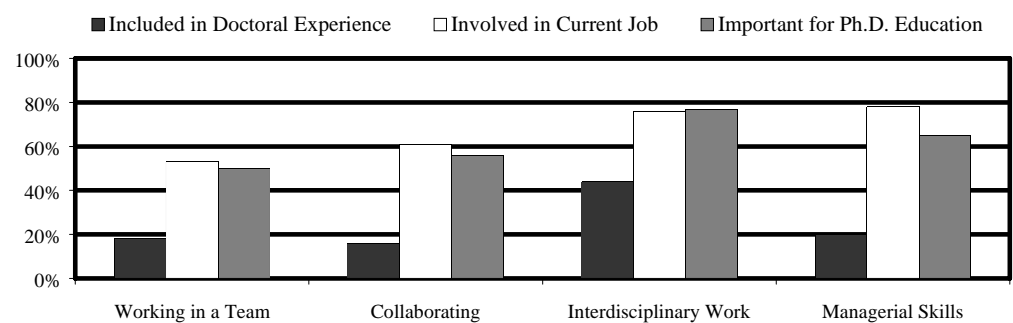
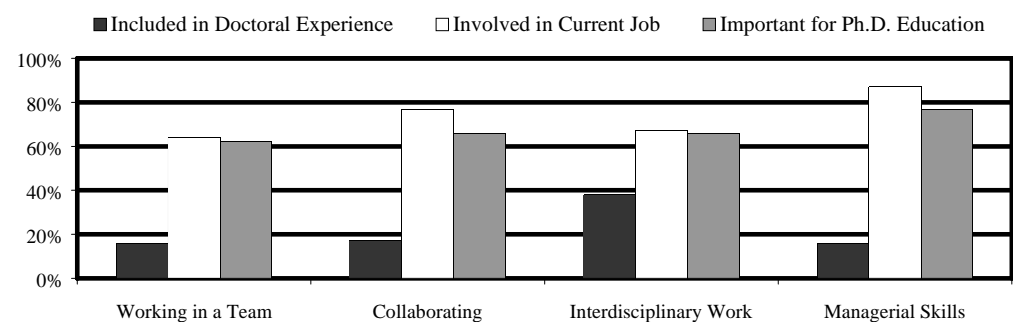


Figure 9--Assessment of Workforce Preparation – Employed in BGN Sectors 1995



When asked to specify what would have helped most with the job search, respondents most often mentioned "improved career services" and "help from faculty or department." Respondents also explained that they would have been helped by having faculty members actively promote them among colleagues, receiving realistic and honest feedback on their skills and their appropriateness for different kinds of positions, being provided more information

by English departments to job placement might best be referred to as a "culture of neglect."

Combating the Culture of Neglect: the Career Management Series in English

Clearly, doctoral education in English benefits the individual and equips him or her to contribute to society in a myriad of ways. Graduate education contributes to an individual's growth, fosters creative

career for English/humanities doctoral students has been developed at Berkeley.¹¹ This workshop was preceded by an intensive process of interaction with English department graduate students, staff, and faculty. The process began with a needs assessment--a series of interviews with faculty, students, and staff--that allowed the team to be sensitive to the particular departmental culture. Every aspect of the workshop was designed to respond to the specific concerns and needs of this group.

Over the course of the 2-day workshop, the 37 doctoral students in attendance engaged in a series of student-centered interactive activities designed to develop an enhanced recognition and appreciation of their skills and accomplishments; greater clarity about the broader uses of the skills and capabilities developed in graduate school; greater clarity about core values, work preferences, and strategies for being proactive in the pursuit of a working career; and an increased understanding of current trends in the economy and how they affect career options.

By opening up the entire world of employment options, encouraging students to explore their values and preferences, dismantling the prejudice against employment in the BGN sectors, and helping students identify the concrete skills they already possess, the workshop aimed to help advanced doctoral students more quickly find productive and satisfying careers.

Table 13--Four Most Used and Useful Sources in the Job Search

Source	Used	Useful
Job notice in professional journal or the Chronicle of Higher Education	63%	39%
Faculty	53%	26%
Ph.D. Advisor	53%	26%
Campus Career Center	33%	11%

about how the job market worked, and getting coaching and advice on interviewing and assembling an application dossier.

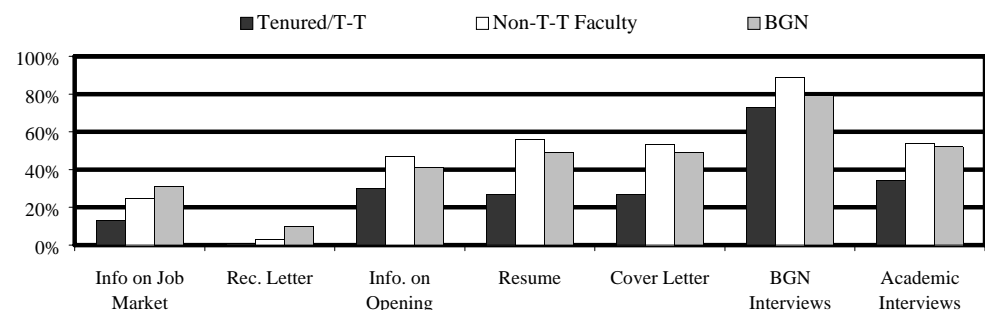
High proportions of respondents reported seeking help of various kinds and getting none of the type or amount they wanted (Figure 10). Not surprisingly, respondents employed in the BGN sectors received the least amount of help, but many who sought academic employment were also neglected. Forty-one percent of the 487 individuals who wanted help preparing for an academic job interview reported that they "never got this help," and 32% did get "some help, but not as much as needed." One third of those wanting advice on résumé-writing, advice about writing cover letters, or suggestions about where to find job openings never received assistance. Almost 20% of those seeking job market information never obtained this from departmental faculty. A small percentage (3%) of the 561 English Ph.D.s who wanted recommendation letters from faculty did not get them.

Because of the high levels of dissatisfaction and numbers of individuals receiving no help with significant aspects of the job search, the approach taken

abilities, helps students mature intellectually, and develops in them the valuable skills of analysis, problem solving, and critical thinking. Society then benefits from the knowledge, skills, capacities, and values of its humanities Ph.D.s. In addition, the widely recognized teaching and research activities of doctoral graduates, as well as their less commonly acknowledged work in business, government, and nonprofit organizations contribute to social, cultural, and political life.

Toward the goal of easing the transition from education to meaningful employment, a Career Management Series devoted to the practical aspects of envisioning, developing, and managing a

Figure 10--Percentage Receiving No Help on the Job Search, By 1995 Job Title



Includes only those who sought help

Recommendations

In light of the *Ph.D.'s-Ten Years Later* findings and our practical experience delivering the Career Management Series, we have the following recommendations:

1. If Ph.D. programs in English continue to train their graduates solely for the future professoriate, then doctoral programs need to reduce their enrollment.
2. Universities, graduate schools, and graduate programs should publish the results of alumni placement, as well as statistics on the average time it took their students to complete the doctorate, how much financial support a student can expect for the duration of doctoral study, and the completion rate for the cohort that entered 10 years earlier.
3. Starting at the end of the second year of doctoral study and throughout the remaining years, humanities departments in collaboration with the campus career center should offer opportunities for students to reassess life and career goals, to assess core values and work preferences, and to receive training in proactive career planning skills.
4. Graduate programs in the humanities should include preparation for employment in the BGN sectors as well as in academia. This can be done by communicating the value of successful career outcomes both within and outside the ranks of the professoriate; articulating the multi-applicable skills that are being learned; enhancing training in teamwork/collaboration, interdisciplinary work, managerial and organizational skills; exploring internship opportunities (university administration, BGN); and encouraging faculty and graduate student contact with the BGN sectors to dismantle stereotypes about academic and nonacademic workplaces.
5. Humanities graduate programs and professional associations should track and assess the careers of their Ph.D.s, not just for 1 or 2 years after Ph.D. completion, but for at least 5 and possibly up to 10 years.
6. It is crucial that department chairs, humanities deans and graduate deans, with the help of career centers, take constructive action on career and employment issues for their graduate students.

Notes

* We would like to thank the research team of the *Ph.D.'s-Ten Years Later* study: Marc Goulden, Deepak Gupta, Renate Sadrozinski, Lucy Sells, Orr Shakked, but specifically Elizabeth Armstrong for her devotion to the English Ph.D.s and Elizabeth C. Rudd for "bringing it together." We also want to thank Debra Sands Miller for her editorial work.

¹ This survey was funded by the Mellon Foundation and selected analysis by the National Science Foundation.

² In order to capture longer term career outcomes, doctorate recipients were surveyed at least 10 years after earning the Ph.D.

³ Biochemists responded at the highest rate of 68% (70% of domestic Ph.D.s), English Ph.D.s and political scientists followed with response rates of 67% (also 67% of domestic English Ph.D.s) and 64% (68% of domestic political scientists), respectively; response rates of 63% of mathematicians (67% of domestic Ph.D.s), 60% of computer scientists (65% of domestic Ph.D.s), and 53% of electrical engineers (57% of domestic Ph.D.s) were achieved.

⁴ Baer, Kristine, *Chronicle of Higher Education*, May 25, 1983, p. 64.

⁵ Excluding "not in the work force" and those who were employed with incomplete information, 58% were employed as tenured faculty and 6% were on tenure track, 16% non-tenure-track faculty or other

academic positions; 80% were employed in the academic sector, 18% in the BGN sectors, and 2% in both sectors. For English Ph.D.s working in both sectors, the academic component is mainly a non-tenure-track faculty position.

⁶ 5% were not in the workforce in 1995, 4% were employed, but we have incomplete employment information, and 2% worked in both sectors simultaneously.

⁷ See definition according to the Carnegie Commission's report, *A Classification of Institutions of Higher Education*, 1987 edition.

⁸ It is noteworthy that one quarter of women in the academic sector held non-tenure-track faculty positions as lecturers or administrators, as compared to only 17% of men. Discussion of gender differences in employment patterns is beyond the scope of this paper and will be examined in subsequent publications.

⁹ Among all English Ph.D.s, 3.8% were employed as academic administrators in 1995.

¹⁰ Excluded from the salary calculations are part-time employees and respondents working outside the U.S.

¹¹ Building on the work of Rose von Thater, Director of Education and Outreach at the Berkeley Center for Particle Astrophysics, the Graduate Division together with von Thater and an outside consultant, Myan Baker, designed this 2-day workshop.

**TEST YOUR ASSUMPTIONS
ANSWER KEY**

from quiz on page 2

1. 53% were tenured professors. (58% excluding not in the workforce and incomplete information)
2. 8% worked as tenured faculty in Research I institutions. (16% of all tenured faculty worked in Research I institutions)
3. 12% worked as non-tenure-track faculty 13 years later. (13% excluding not in the workforce and incomplete information)
4. Employment distribution in the BGN sectors:

◆ Writing or editing	◆ Communications	◆ Info. systems
◆ Management	◆ Executive work	◆ Finance
◆ Teaching	◆ Legal work	◆ Gov't. relations
◆ R&D	◆ Consulting	◆ Adm. support
5. Satisfaction dimensions of current job:

Satisfaction category **BGN** **Academe**

Autonomy of work	92%	90%
Location for spouse	91%	75%
Content of work	87%	89%
Prestige of organization	83%	68%
Work environment	83%	73%
Flexible work	82%	84%
Career growth	78%	67%

6 Do the English Ph.D. again? Employed in 1995:
Academic 82%; BGN 64%.

7. Academic sector: teamwork 53%; managerial skills 78%.

8. Recommendations for doctoral programs:
BGN (N=75) Academe (N=328)
Ranking Order

Downsize	1	2
Teach how to teach	2	1
Improve career services	3	8
Help students finish	4	-
Publish, professional visibility	5	4
Provide interdisciplinarity	7	3

—Source: *Ph.D.'s - Ten Years Later study, Graduate Division, University of California, Berkeley—8/1999*